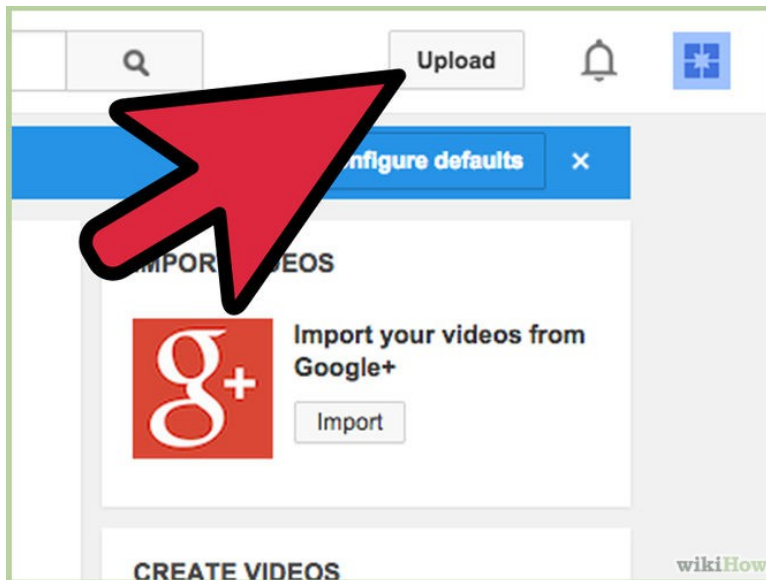
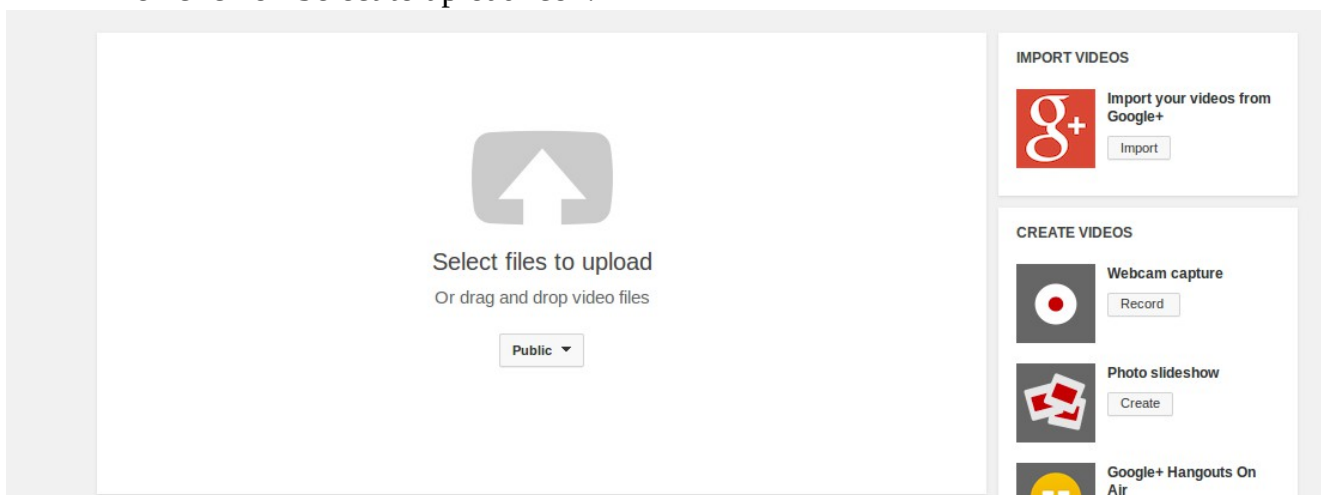


## How to upload photos in the Youtube :

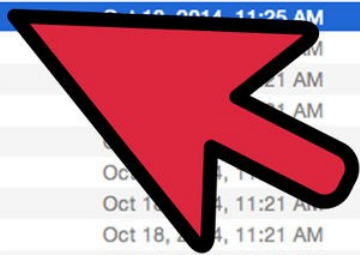
- Go to [www.youtube.com](http://www.youtube.com)
- log in to youtube by using your email ID and password(gmail) by clicking on sign in.
- Click the Upload button at the top of the page.



- Then click on Select to upload icon.

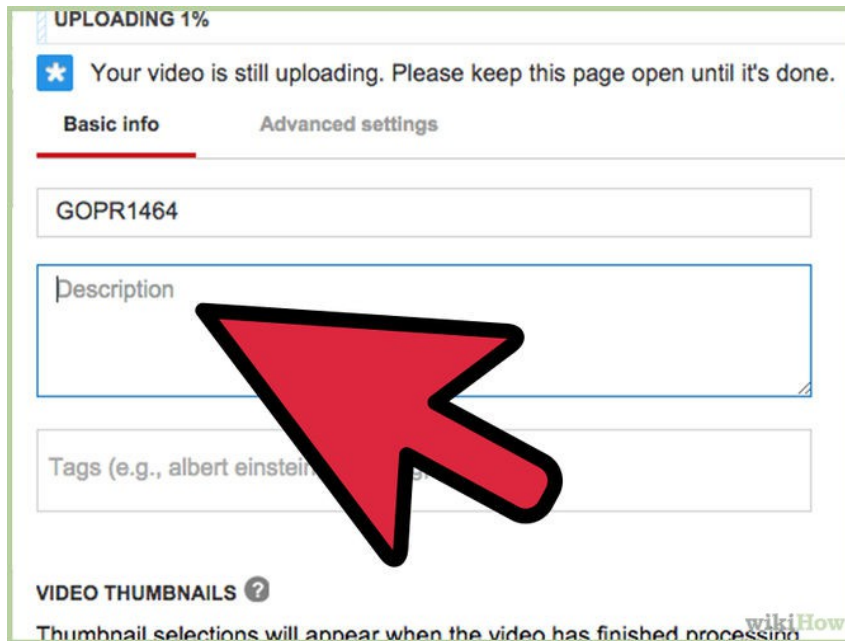


- Select the video you'd like to upload from your computer.



Name	Date Modified	Size
GOPR1467.THM	Oct 18, 2014, 11:47 AM	8 KB
GOPR1467.MP4	Oct 18, 2014, 12:02 PM	3.35 GB
GOPR1467.LRV	Oct 18, 2014, 12:02 PM	81.6 MB
GOPR1464.THM	Oct 18, 2014, 11:24 AM	7 KB
<b>GOPR1464.MP4</b>	<b>Oct 18, 2014, 11:25 AM</b>	<b>70.9 MB</b>
GOPR1464.LRV	Oct 18, 2014, 11:25 AM	1.7 MB
GOPR1463.THM	Oct 18, 2014, 11:21 AM	7 KB
GOPR1463.MP4	Oct 18, 2014, 11:21 AM	21.3 MB
GOPR1463.LRV	Oct 18, 2014, 11:21 AM	550 KB
GOPR1462.THM	Oct 18, 2014, 11:21 AM	8 KB
GOPR1462.MP4	Oct 18, 2014, 11:21 AM	19.5 MB
GOPR1462.LRV	Oct 18, 2014, 11:21 AM	498 KB
GOPR1460.THM	Oct 18, 2014, 11:18 AM	9 KB
GOPR1460.MP4	Oct 18, 2014, 11:19 AM	100.9 MB
GOPR1460.LRV	Oct 18, 2014, 11:19 AM	2.5 MB
GOPR1459.THM	Oct 18, 2014, 11:18 AM	8 KB
GOPR1459.MP4	Oct 18, 2014, 11:18 AM	36 MB
GOPR1459.LRV	Oct 18, 2014, 11:18 AM	405 KB

- Once you open the file, the video will begin uploading automatically. You will be taken to a page where you can enter the information for the video.
- **Enter the details.** Required information includes the title of the video, the description of the video, and any tags that you want to add.



UPLOADING 1%

★ Your video is still uploading. Please keep this page open until it's done.

Basic info    Advanced settings

GOPR1464

Description

Tags (e.g., albert einstein)

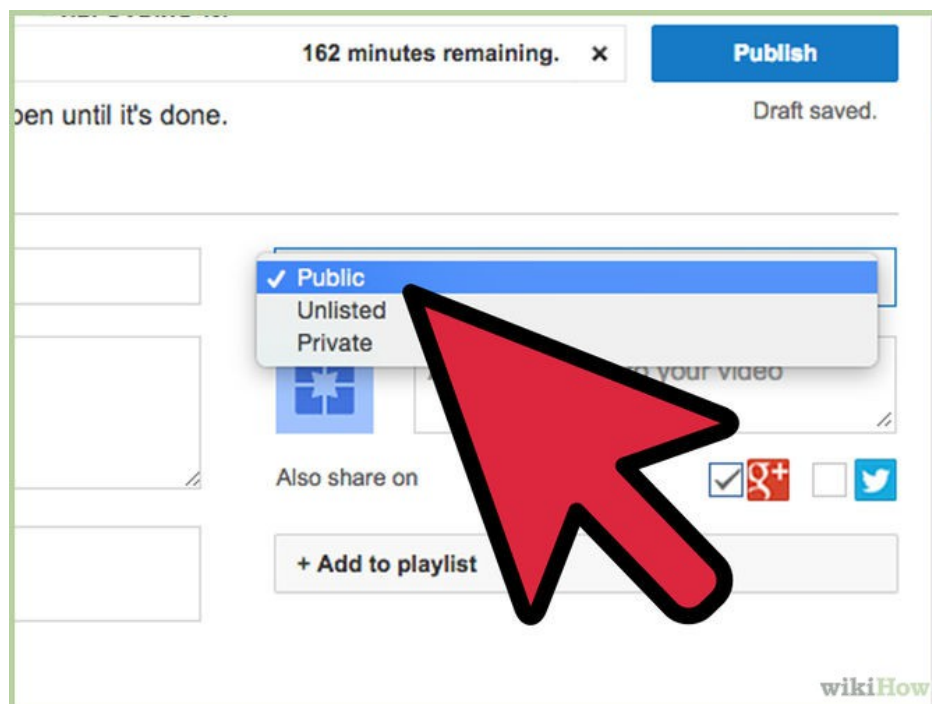
VIDEO THUMBNAILS ?

Thumbnail selections will appear when the video has finished processing.

wikiHow

**NOTE:**

- *Adding a description to your video will allow for others to learn more information about it, which will display at the bottom of the video. To help your video stand out, add a unique description and don't just copy the title into the description box.*
- *Tags allow other YouTube users to see your video by linking common words associated with your video (e.g. Dancing Elephants has a tag of "elephants," "dancing," and "funny"). Other videos with similar tags will often be seen together in the "Recommended videos" sidebar.*



162 minutes remaining. x    Publish

open until it's done.    Draft saved.

Public

Unlisted

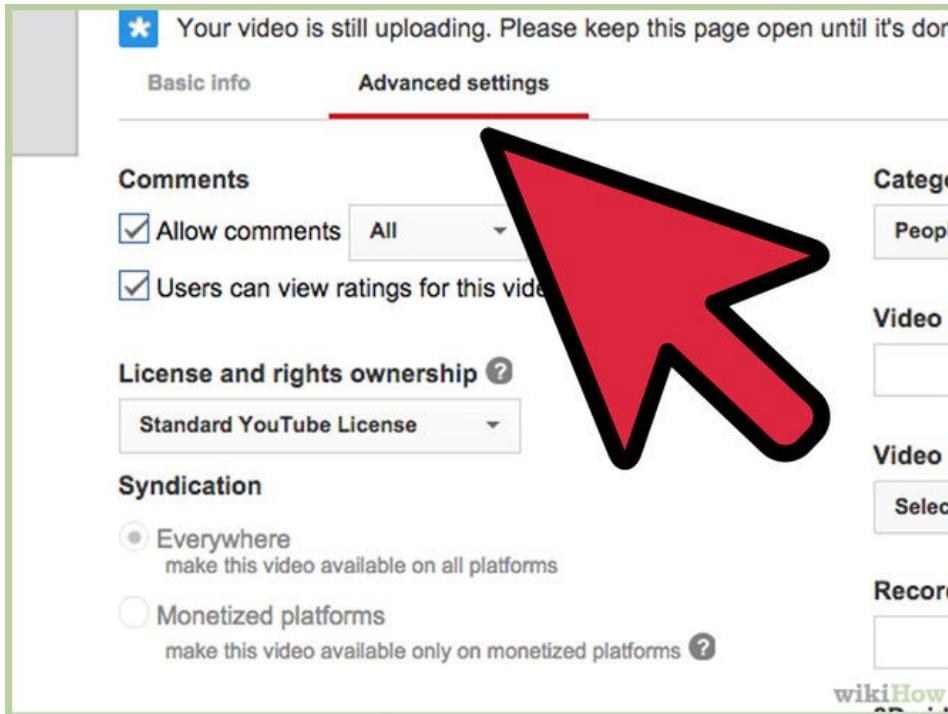
Private

Also share on

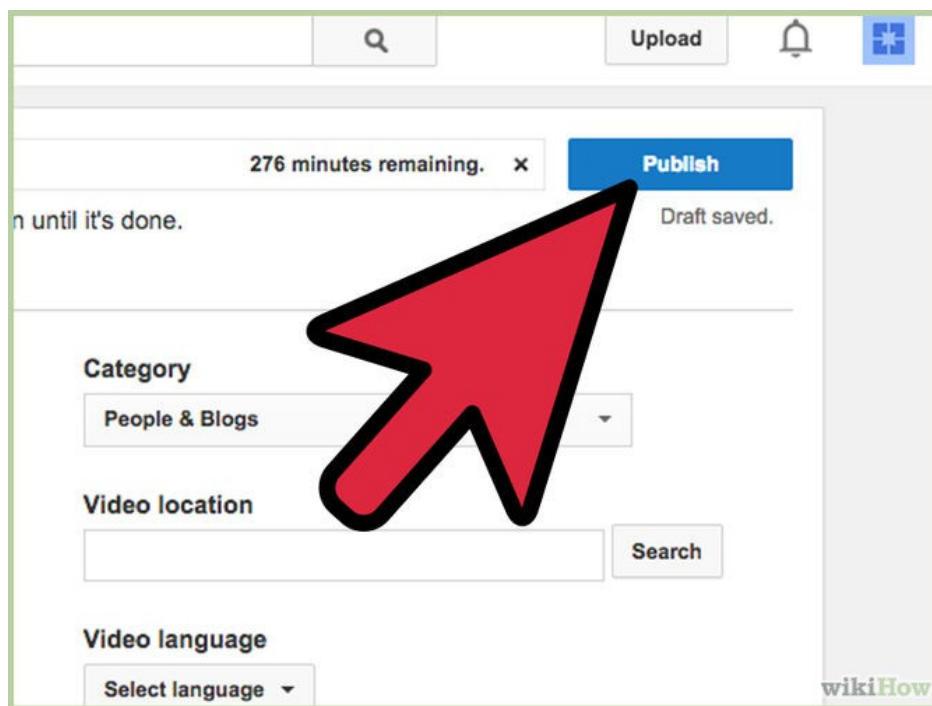
+ Add to playlist

wikiHow

- **Adjust any advanced settings.** Click the Advanced tab and review the options. You can choose to disable the comments, disable video responses, change rights ownership, choose to notify your subscribers, and more.



- Click **Publish** to finish uploading a public video to YouTube.  
If you set the video privacy setting to Private or Unlisted, just click **Done** to finish the upload or click **Share** to privately share your video.



- If you haven't clicked **Publish**, your video won't be viewable by other people. You can always publish your video at a later time in your Video Manager.